

How to ...

... opt in/out as a new starter

You can opt in to the SEI Master Trust as a new starter by logging in to your account online. You will have been told by your employer if you're eligible to do this. If you don't already have an account, you can register.

Follow the steps overleaf.

Keep in touch.



By Telephone
0800 011 3540



To email us
memberenquiries@seimastertrust.co.uk



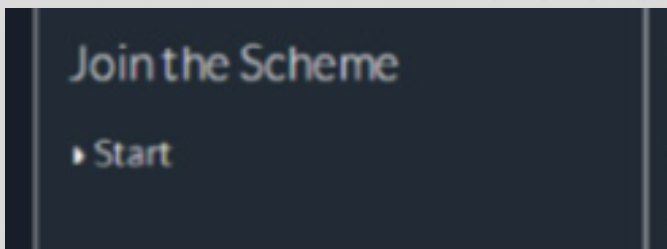
To view your savings, visit
portal.hartlinkonline.co.uk/atlasmastertrust



Opting in

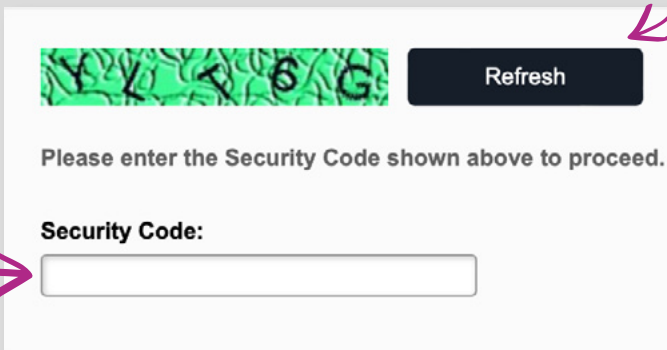
Step 1

To login or register, just go to portal.hartlinkonline.co.uk/atlasmastertrust and select the relevant option from the menu at the top. If you need help with registering, see our **'How to'** guide at www.seimastertrust.co.uk. Once you're registered and logged in, click on **'Start'** underneath **'Join the Scheme'**.



Step 2

Next, enter the displayed captcha security code. This is case sensitive and if you're struggling to read it just click **'Refresh'** for a new one.



Step 3

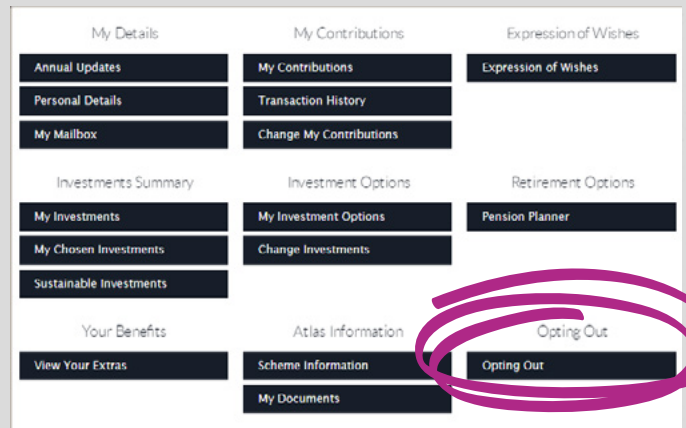
Finally, enter your employee details and click on **'Submit'**.

You'll then receive a notification confirming you have opted in to the SEI Master Trust.

Opting out

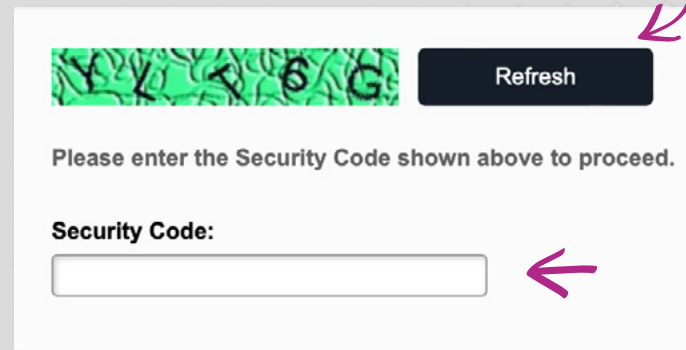
Step 1

You can also opt out of the SEI Master Trust by logging in to your account online. Once you're logged in, click on the menu and go to **'Opting Out'**.



Step 2

Next, enter the displayed captcha security code. This is case sensitive and if you're struggling to read it just click **'Refresh'**.



Step 3

Finally, enter your employee details and click on **'Submit'**.

You'll then receive a notification confirming you have opted out of the SEI Master Trust.